





Grandparents Caring For Grandchildren: Health Services Implications

Loriena A. Yancura &
Barbara W. K. Yee
University of Hawai'i at Manoa


Grandparents Caring for Grandchildren

- *Possibilities:*
 - *custodial grandparents:* grandparents who live in the same house and are responsible for most of the needs of their grandchildren
 - *residential grandparents:* grandparents who live in the same house as their grandchildren
 - *grandparent caregivers:* grandparents who take care of their grandchildren to assist their children



Grandparents Caring for Grandchildren

- *Nationwide:*
 - *There are nearly 6 million residential grandparents*
 - *Nearly 2.5 million of these report that they are custodial grandparents*
 - *This number is growing*



Grandparents Caring for Grandchildren

- *Why do grandparents care for their grandchildren?*
 - *Death or illness*
 - *Incarceration*
 - *Substance Abuse*
 - *Divorce*
 - *Parents work long hours*
 - *Family Influence*


(Dolbin & Targ, 2001; Hayslip & Kaminski, 2005)



Cultural Context

- How may culture influence custodial grandparents?
 - Role expectations
 - Opportunities for support
 - Predispositions for seeking help

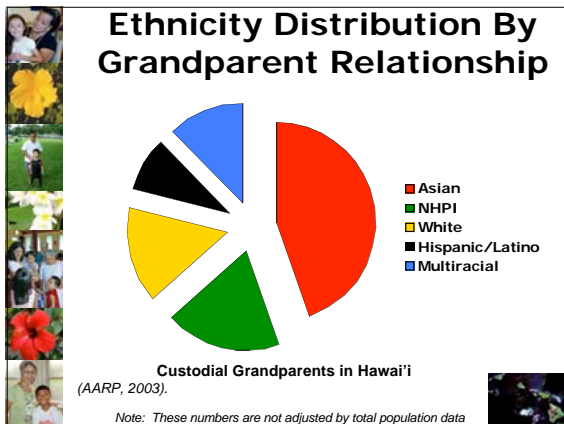
(Braun, Yee, Browne, & Mokuau, 2004, Hayslip, 2005)



Ethnicity Distribution By Grandparent Relationship

Ethnicity	% Residential Grandparents	% Custodial Grandparents
White	2.5%	41.6%
Black	8.2%	51.7%
Asian	6.4%	20.0%
Hispanic or Latino (any race)	8.4%	34.7%
Native Hawaiian	10.0%	38.7%

(Simmons & Dye, 2003).



Ethnicity Distribution By Grandparent Relationship

Custodial Grandparents in Hawai'i by Race

Reported Race	Number	%
Some Other Race alone	2	1.8%
Samoa alone	2	1.8%
Native Hawaiian alone	12	10.9%
Korean alone	1	0.9%
Japanese alone	20	18.2%
Filipino alone	29	26.4%
Filipino- Japanese	1	0.9%
Chinese alone	3	2.7%
Chinese- Native Hawaiian	2	1.8%
Chinese- Filipino	2	1.8%
White alone	20	18.2%
White- Native Hawaiian	1	0.9%
White- Filipino	1	0.9%
White- Chinese- Native Hawaii	1	0.9%
All other race combinations	13	11.8%

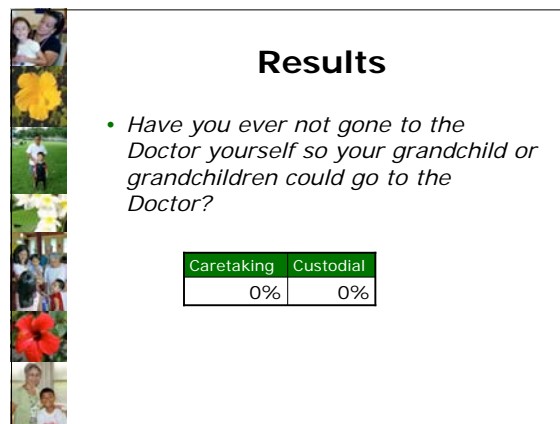
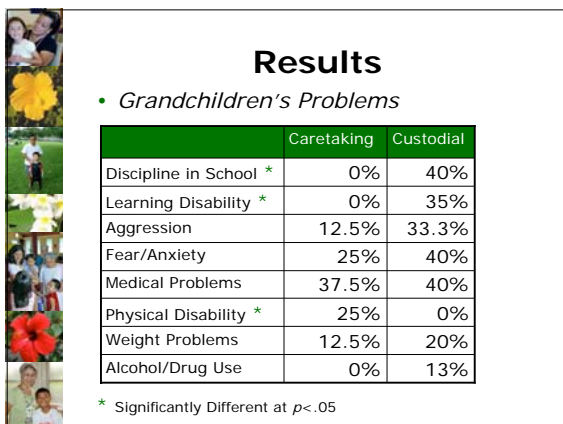
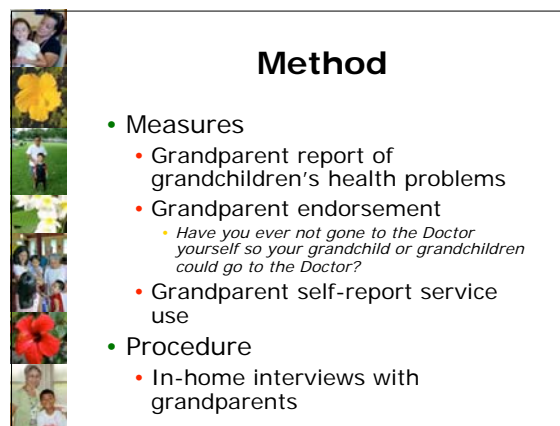

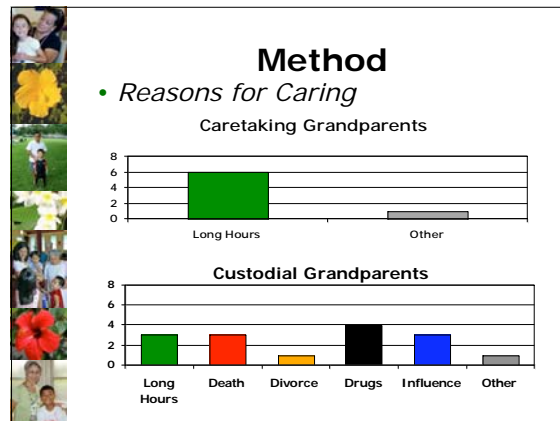
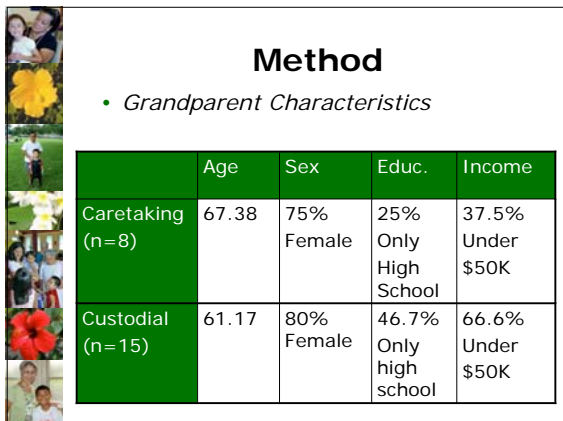
Note: These numbers are not adjusted by total population data


- ### Grandchildren's Health
- Children in Grandparent-maintained households more likely than those in parent-headed households to be:
 - Uninsured
 - Receive public assistance
 - Live in poverty
- Casper and Bryson (1998)

- ### Grandchildren's Health
- Within grandparent-maintained households
 - Grandchildren living in households with both grandparents and no parents present were *most* likely to be uninsured
 - Grandchildren living in households with only a grandmother and no parents present *most* likely to live in poverty and receive public assistance
- Casper and Bryson (1998)

- ### Grandchildren's Health
- Differences in Health Outcomes
 - Children in kinship care are at risk for poor mental and physical health outcomes (Simms, Dubowitz & Szilagyi, 2000).
 - Children being raised by custodial grandparents show worse behavior in school than those in traditional families (Dubowitz & Sawyer, 1994).
 - Direction of relationship is not clear.

- ### Method
- Sample
 - Grandparents recruited from agencies, website, & word of mouth
 - Two Groups
 - Custodial (N=15)
 - Caretaking (N=8)






Results

Grandparents' Service Use


	Caretaking	Custodial
Information about community services *	37%	87%
Help getting or using community services	28%	60%
Professional Counseling *	0%	33%
Information about legal rights or obligations *	0%	53%

* Significantly Different at $p < .05$




Conclusions

- *Children in grandparent-headed households may be at risk for poor medical & behavioral outcomes*
 - *More likely to live in poverty, be underinsured, and receive public assistance*
 - *Many have medical problems and problems in school*



Conclusions

- *Influence of grandparents on child outcomes may differ by race/culture*
 - *Ethnic minority grandparents all more likely to live in the same house as their grandchildren as White grandparents*
 - *Asian residential grandparents least likely to be custodial grandparents, except for Filipino grandparents*



Conclusions

- *Influence of grandparents on child outcomes differs by household structure*
 - *Children in households maintained by custodial grandparents most at risk*
 - *Children with caretaking grandparents are less at risk than those who live with custodial grandparents*



Policy Implications